



# **Superintendent's Facility Advisory Committee**

Early Childhood Programs


Cara Lucas-Richt, Director of Early Childhood  
January 29, 2019

# **Our Mission**


**Supporting and Empowering Families  
Building the Foundation for Learning and Success**

Department of  
Early  
Childhood

- ▣ 2,100+ children, ages birth to five, and their families
  - ▣ 1,850+ children ages birth to five and their families
  
- ▣ 300+ staff members (certificated, classified and technicians)
  
- ▣ The Department is responsible for providing early childhood services to children ages birth to five and their families
  
- ▣ This includes services for children with disabilities
  - ▣ Early intervention services (birth to age 3); and
  - ▣ Early childhood special education services (ages 3-5)



EARLY EXPERIENCES *Last a Lifetime*



# Early Childhood by the Numbers

In the 2017-18 school year, enrollment

**INCREASED**

by 22% or 461 students since 8/26/17

## Growth

- ❖ In the last five years, the number of children with disabilities ages birth to five has increased significantly
  - The number of children ages birth to three who receive early intervention services has grown by 11% at official membership and by 20% when compared to end of school year enrollment
  - The most significant growth is the increase in the number of children ages 3-5 with disabilities
    - Since the 2013-14 school year, there is a 60% increase in 3-5 year olds with disabilities served in preschool



# Programs

- ❖ **Student Parent**
- ❖ **Early Development Network/Early Intervention**
- ❖ **Preschool**



# **Student Parent Program**

Student Child Learning Centers

Student Parent Home Visitors

## Student Parent Program

- ❖ The Student Parent Program serves infants and toddlers through the Student Child Learning Centers
  - Licensed childcare settings
    - Lincoln Northeast High School
    - Lincoln North Star High School
    - Bryan Community (2)
    - Lincoln High School (2)

These centers serve the infants and toddlers of high school students who are teen parents.

Student parents also participate in a parenting class



## Student Parent Program

- ❖ The Student Parent Program also serves pregnant and parenting teens and young adults in the community through a Home Visitor Program.
- ❖ At least 3 weekly home visits each month in the parent's home
- ❖ Each high school has a student parent team

## Student Parent Program

- ❖ Enrollment
  - 77 children and their families are served through the Student Parent Program (centers and home visitors)
  
- ❖ Accreditation
  - The Student Child Learning Centers have achieved and maintained national accreditation from the National Association for the Education of Young Children (NAEYC)
    - LPS has the only licensed daycare program operated by a public school district in the state of Nebraska to have earned this accreditation
  
  - Meets Nebraska Department of Education Rule 11 requirements



# **Early Intervention Program**

## Early Intervention Program

- ❖ The Early Intervention Program serves children ages birth to three and their families who are referred due to concerns about development and those who have been determined eligible for early intervention services.
- ❖ To determine eligibility, a referral is made due to concerns about a child's development.
  - Multiple referral sources

## Early Intervention Program

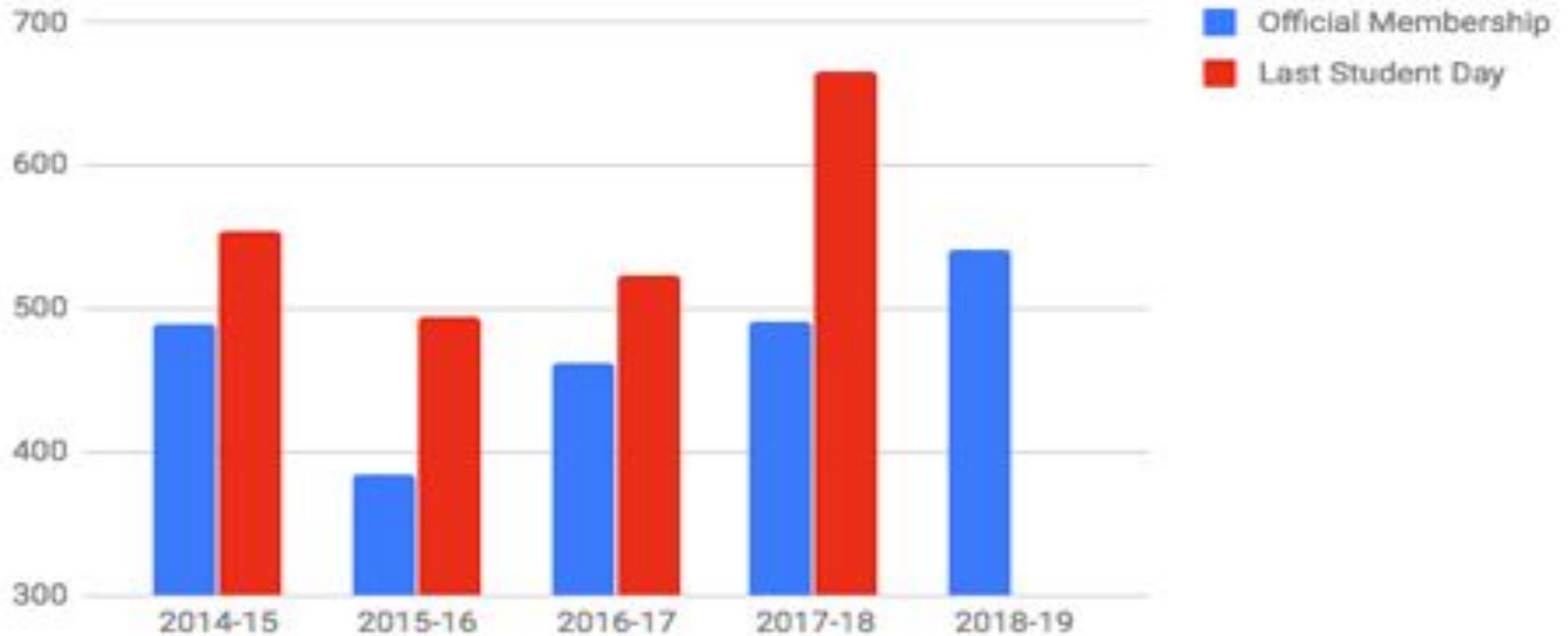
- ❖ A child and family assessment and evaluation is conducted
  - Requires parent consent
  - Team determines whether or not the child meets the Nebraska Department of Education Rule 52 eligibility as a child with a disability
  
- ❖ Once the child is determined to be eligible:
  - An Individualized Family Service Plan (IFSP) is developed
  - Services are provided year round in the child's natural environment

## Early Intervention Program

- ❖ Each year, 1,000 to 1,200 referrals for evaluations of birth to three year olds are made
  - Approximately 40% of the children qualify for early intervention services.
- ❖ Enrollment in this program has grown over the last five years
  - September (Official Membership) in 2018 was 10% higher than the previous year
  - In the 2017-18 school year, enrollment grew 26% during the year
  - In May 2018, enrollment was 19% higher than it was in May 2017

## Early Intervention Program

### Official Membership and Last Student Day



Official Membership # s (Fall) and PRT (last student day count for May)

## Early Intervention Program

### 2014-15

Official Membership: 490 children

End of School Year: 555 children

### 2015-16

Official Membership: 385 children

End of School Year: 495 children

### 2016 -17

Official Membership: 463 children

End of School Year: 524 children

### 2017-18

Official Membership: 492 children

End of School Year: 666 children

### 2018-19

Official Membership: 542 children

End of School Year: TBD







# Preschool Program

## Preschool Program

- ❖ The Preschool Program serves 1,219 children ages 3-5 in 66 preschool classrooms located at 29 elementary schools in LPS
  - Classroom capacity is 20 children
  - 63 half-day classrooms (3.5 hours/day)
    - Adams (2) Arnold (4) Belmont (4) Calvert (2) Campbell (4) Cavett (1) Clinton (2) Elliott (3) Everett (2) Fredstrom (2) Hartley (2) Hill (2) Holmes (2) Humann (1) Huntington (2) Kloefkorn (2) Kooser (2) Lakeview (2) Maxey (1) McPhee (2) Meadow Lane (2) Norwood Park (2) Pershing (4) Prescott (3) Pyrtle (2) Roper (2) Rousseau (2) Saratoga (2)
  - 3 full-day classrooms (6 hours/day)
    - Brownell, Everett and Holmes

## Preschool Program

- ❖ Currently 68% of the children in preschool are eligible for free or reduced meals
  - Usually grows to 75% or higher
  - Significantly higher than the district's percentage
- ❖ There has been considerable growth and demand for the preschool program over the last few years.
  - Children are placed based on an application and placement process to prioritize children with the highest needs or at the recommendation of the child's IFSP/IEP team

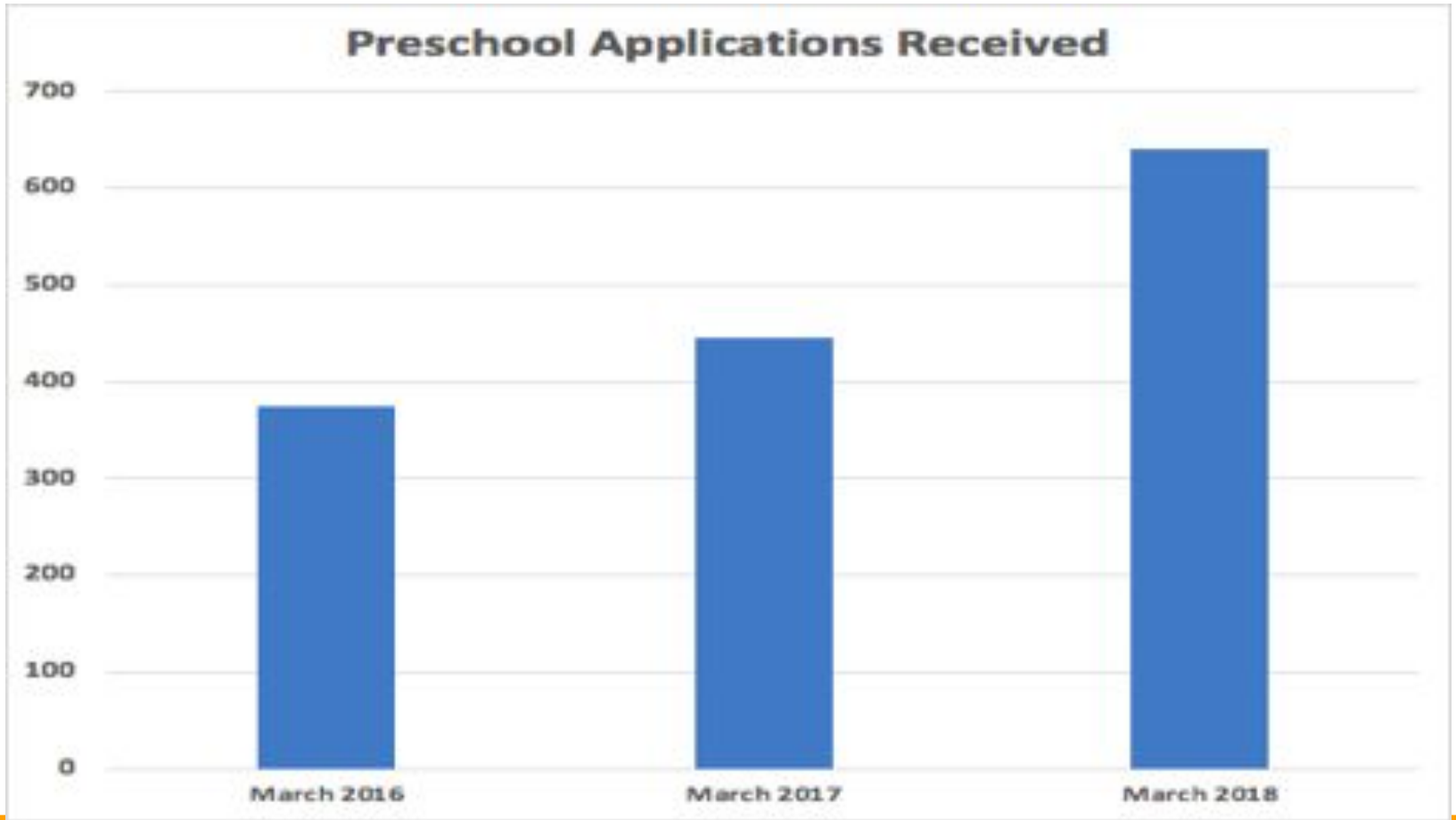
## Preschool Program

- ❖ The preschool program prioritizes children with the goal of serving children with the highest needs first
- ❖ A child and family's needs are determined based on the number of risk factors and identified needs as determined through the application process
- ❖ The application process begins in February and identifies the children and families of the highest need in each school attendance area

## Preschool Program

- ❖ Children with disabilities whose IFSP/IEP teams recommend placement in the district's preschool program are automatically eligible for preschool and are not placed based upon the application process
- ❖ In the last three years, the number of preschool applications received has increased

# Preschool Program



## Preschool Program

- ❖ 572 children were on the preschool waitlist on the first day of preschool
  - The wait list grows throughout the year
  - Currently, there are 675 children on the waitlist.
  - Since the beginning of the school year, we have added nearly 200 children to preschool
  
- ❖ Each year, we have 5-7 locations with lengthy wait lists
  - there is a wait list for all 29 sites

## Preschool Program

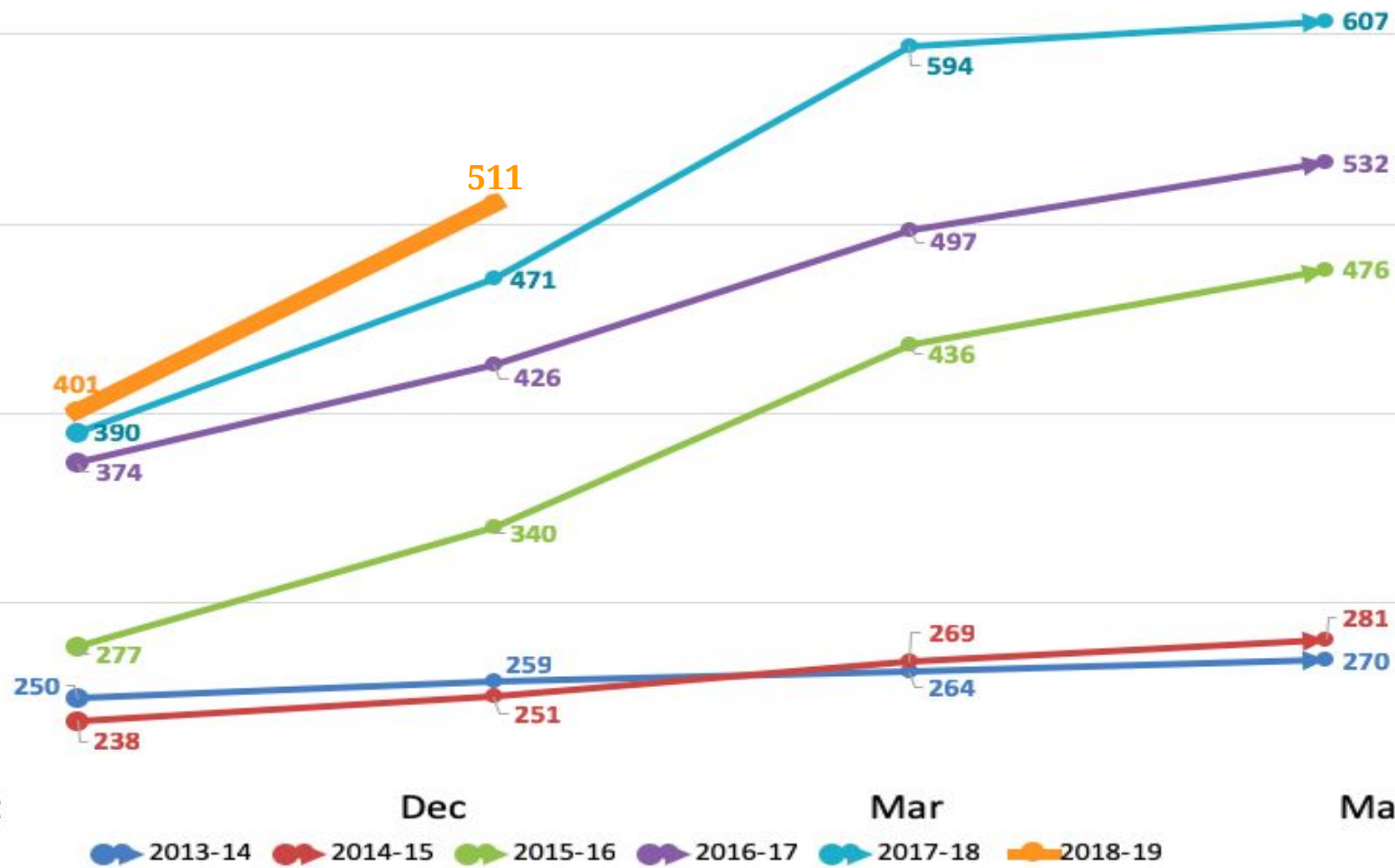
- ❖ The Preschool Program has achieved and maintained national accreditation from the National Association for the Education of Young Children (NAEYC)
  - LPS has the only preschool program operated by a public school district in the state of Nebraska with this distinction
  - This accreditation is a marker of high-quality programs and services and the requirements for this accreditation are above and beyond those that the Nebraska Department of Education requires for school districts who operate a preschool program



## Preschool Program

- ❖ All preschool classrooms are inclusive and include children with disabilities
- ❖ Children ages 3-5 with disabilities must have access to participate in a regular early childhood setting with their non-disabled peers
- ❖ Significant growth
  - 2013-14
    - September 2013 = 250 children with disabilities
    - May 2014 = 270 children with disabilities
  - 2017-18
    - September 2017 = 390 children with disabilities
    - May 2018 = 607 children with disabilities
  - 2018-19
    - September 2018 = 401 children with disabilities
- ❖ Between 2013-14 to 2017-18 = 60% growth

# Children with Disabilities in Preschool



## Preschool Program

### Curriculum

- ❖ In the 2016-17 school year, a curriculum selection committee was formed and selected *Creative Curriculum*
  
- ❖ *Creative Curriculum* requires a two year implementation
  - Year I: 2017-18
  - Year II: 2018-19
  
- ❖ *Creative Curriculum* is used program-wide
  
- ❖ *Second Step Social Emotional Learning* is also used program-wide

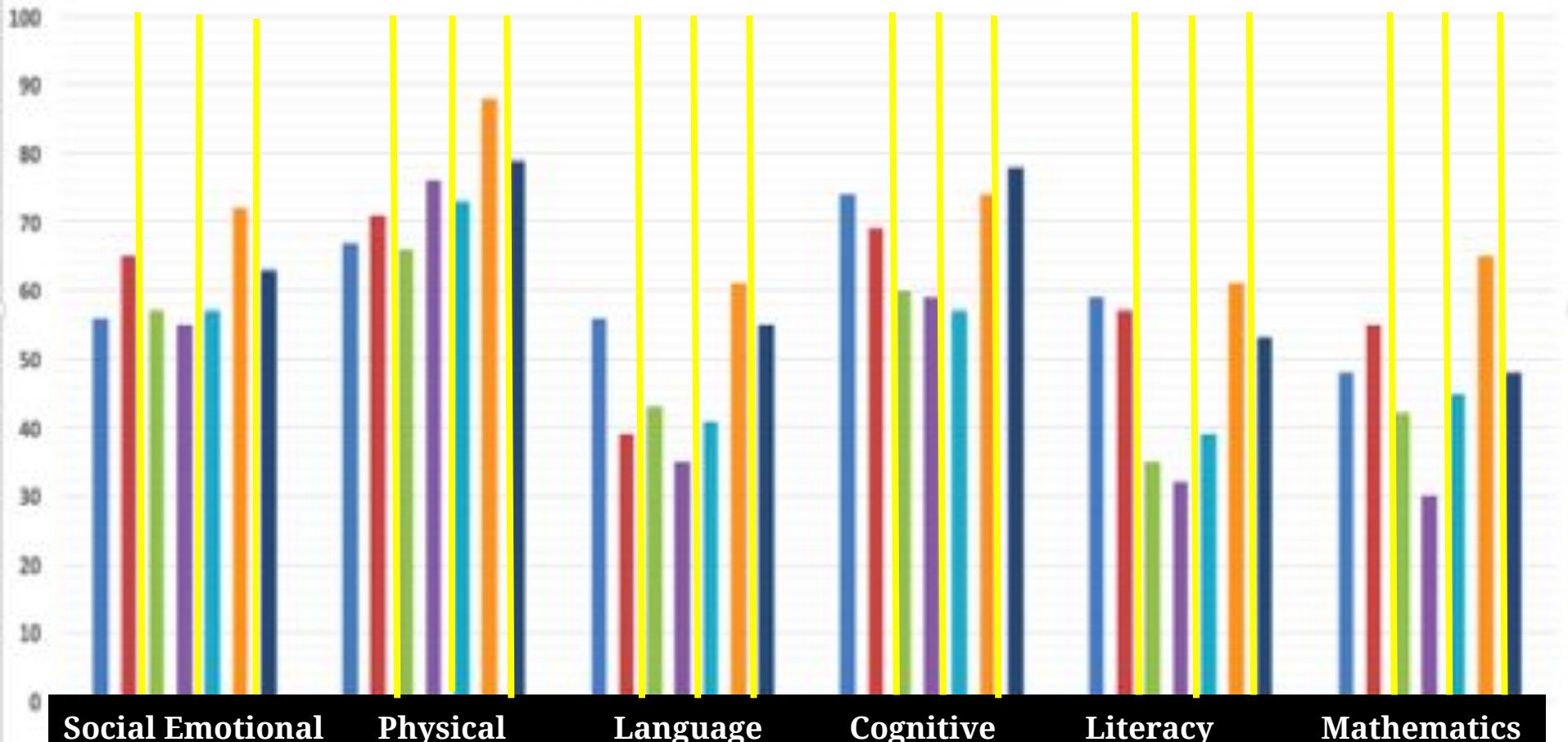
## Preschool Program

### Assessment

- ❖ All children birth to kindergarten in Nebraska must be included in Teaching Strategies GOLD, the statewide assessment system
- ❖ GOLD measures child outcomes through ongoing observations of children engaged in real activities, with people they know, in familiar settings
- ❖ Child progress is measured three times each year (October-February and May)
- ❖ Progress is reported in the areas of social emotional, physical, cognitive, language, literacy and mathematics

# GOLD: Percent of Children Meeting/Exceeding Expectations

■ Fall 15-16 ■ Spring 15-16 ■ Fall 16-17 ■ Spring 16-17 ■ Fall 17-18 ■ Spring 17-18 ■ Fall 2018-19





**Questions?**