

# **Superintendent Facilities Advisory Committee**

---

High School Athletic & Activities  
Complex Sub-Committee

January 29, 2019

# **LPS Athletic / Activity Participation**

# Athletic and Activities Program Purpose

The core purpose of the Lincoln Public Schools Athletic and Activities Program is to offer students education-based opportunities to extend the learning experiences outside the classroom. These experiences aid in the overall growth of student-athletes by promoting academic achievement, skill development, life skills and citizenship.

The athletic and activities program creates an environment that strives for excellence by encouraging student participation, supporting academic progress and promoting physical, social, emotional, and character development while creating a sense of community.

# NSAA Athletics and Activities

## NSAA-Athletics (19)

- Baseball
- Basketball (Boys & Girls)
- Cross Country (Boys & Girls)
- Football
- Golf (Boys & Girls)
- Soccer (Boys & Girls)
- Softball
- Swim & Dive (Boys & Girls)
- Tennis (Boys & Girls)
- Track & Field (Boys & Girls)
- Volleyball
- Wrestling

## NSAA-Activities (5)

- Debate
- Speech
- One-Act Play Production
- Journalism
- Music

## NSAA-Unified Sports (1)

- Bowling

# Extra-Curricular Opportunities

## School Supports

- Dance Team
- Cheer Squad
- Student Council

## Vocal Ensembles

- Concert Choir
- Swing/Show Choir
- Mixed Chorus
- Other Select and Non-select Groups

## Instrument Ensembles

- Marching Band
- Concert Band
- Jazz Band
- Symphonic Band
- Orchestra
- Pep Band
- Other Select and Non-select Groups

## Drama

- School Play
- Broadway Musical

## Journalism

- School Newspaper
- School Yearbook

## Curriculum Student Organizations

- DECA
- FBLA
- FCCLA
- FEA
- FFA
- HOSA
- Skills USA
- Math Contest
- Science Olympiad
- Quiz Bowl
- AFJROTC

# Activity Participation

NSAA Activities	Participation Numbers
Band	1,882
Choir	1,659
Speech	174
Debate	139
One Act	189
Journalism	73
NSAA Unified Sports	Participation Numbers
Bowling	110

# Athletic Participation

Grade
9 - 1,161
10 - 1,006
11 - 871
12 - 642
Gender
M – 2,157
F – 1,523

# Athletic Participation


Seasonal	Multi-Sport
Fall - 2,022	1 - 2,303
Winter - 1,117	2 - 1,087
Spring - 2,263	3 - 290
<b>Total – 5,402</b>	<b>Total – 3,680</b>
Athletes/HS Students	Overall Percentage
<b>3,680 / 11,276</b>	<b>32%</b>




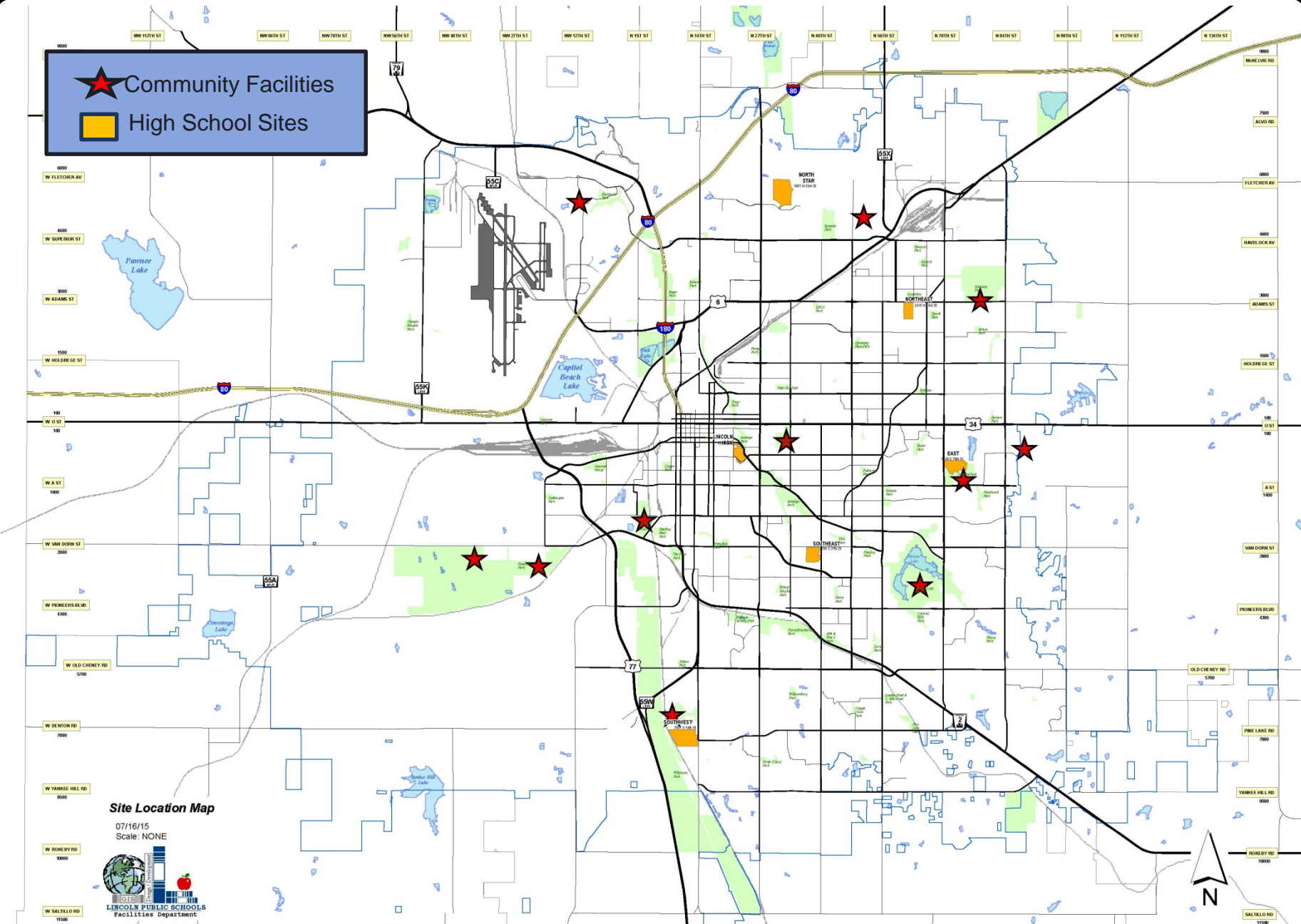
# Correlation – Graduation Data

Graduation Rate	Percentage
District	86.52%
Athletes	97%
Activities	Collecting Data

# **LPS Athletic / Activity Facilities**


**Community Facilities**


**High School Sites**



**Site Location Map**

07/16/15  
Scale: NONE



# Community and LPS Shared Facilities

Program	Site
Softball	Doris Bair Softball Complex
Cross Country	Pioneers Park
Golf	City of Lincoln Public Courses
Tennis	Woods Tennis Center
Soccer	Seacrest, Beechner, Den Hartog, Spirit Park
Baseball	Sherman, Den Hartog, Densmore
Track	Beechner – Scott Track
Football	Seacrest, Beechner
Marching Band	Seacrest, Beechner

# Community and LPS Shared Facilities

Program	Contests
Softball	250 contests/season
Cross Country	8 meets/season
Golf	25 meets/year (boys and girls)
Tennis	100 contests/year (boys and girls)
Soccer	250 contests/season
Baseball	200 contests/season
Track	10 meets/season
Football	34 games/season (Varsity only)
Marching Band	4 competitions

# Facility Usage

## Football

Seacrest – V-27 games

Beechner – V-7 games

(8 Thursday night; 6 – 4:30 game; 6 – Double Headers)

- Additional Lower Level Games – 30+ on Seacrest/Beechner
- Remaining Lower Level Game – 40+ at School Sites

## Soccer

Seacrest – V-38

Beechner – V-16

Spirit Park – V-16

- Additional Lower Level Games – 50+ Seacrest/Beechner
- Additional Lower Level Games – 90+ contests Spirit/Den Hartog

# Facility Usage

## Baseball

- Sherman: V – 50, LL – 23
- Den Hartog: V – 42, LL – 30
- Densmore: V – 29, LL – 49
- School Sites: Approx. 75

## Softball

- Doris Bair: V – 159, LL – 141

## Track

- Scott Track – 8 Meets
- Wesleyan/LSW – 3 Meets

## Marching Band

- Seacrest – 3; Beechner – 1  
Saturday Competitions

# Facility Capacity

## **Seacrest Field**

- Seating – 8,500
- Parking – 1,700

## **Beechner Field**

- Seating – 1,500
- Parking – 600



# Attendance Numbers

## Football

- Largest – 6,746 (*\*8,501 – 2011*)
- Average – 2,354
- School average – 1,050 – 2,020

## Soccer

- Largest – 710
- Average – 250

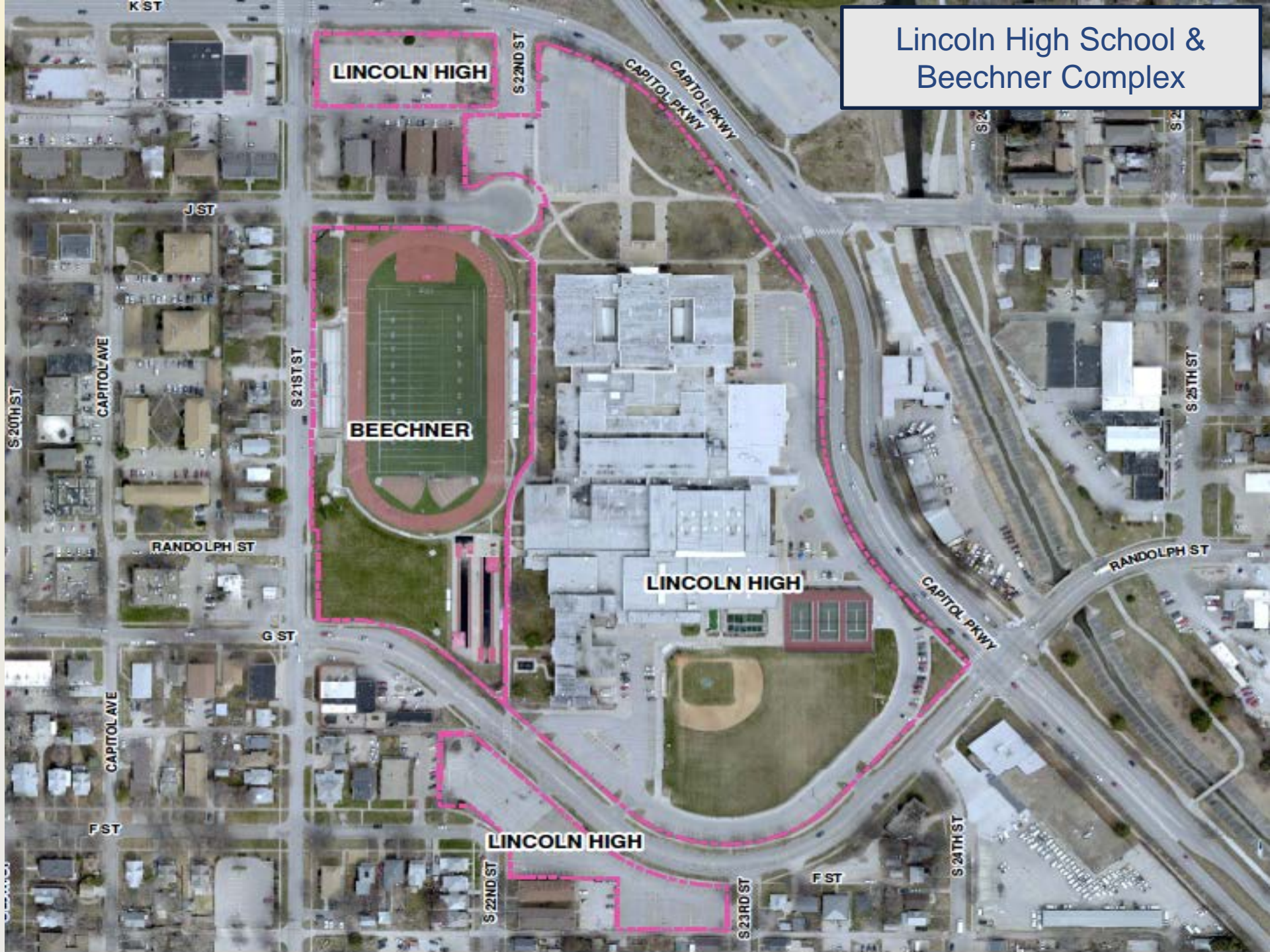
## Track

- Largest – 1,662
- Average – 710

# Facility Considerations

- Locker rooms
  - Teams & Officials
- Concessions
- Restrooms
- Press/Media/Staff
  - Operation, Coaches, Media, Filming
- Parking
- Lighting
- Fencing
- Playing Surface
  - Natural or Synthetic
- Infrastructure
  - Timing systems, Scoreboard, Videoboard, Internet, etc.
- Practices & Contests

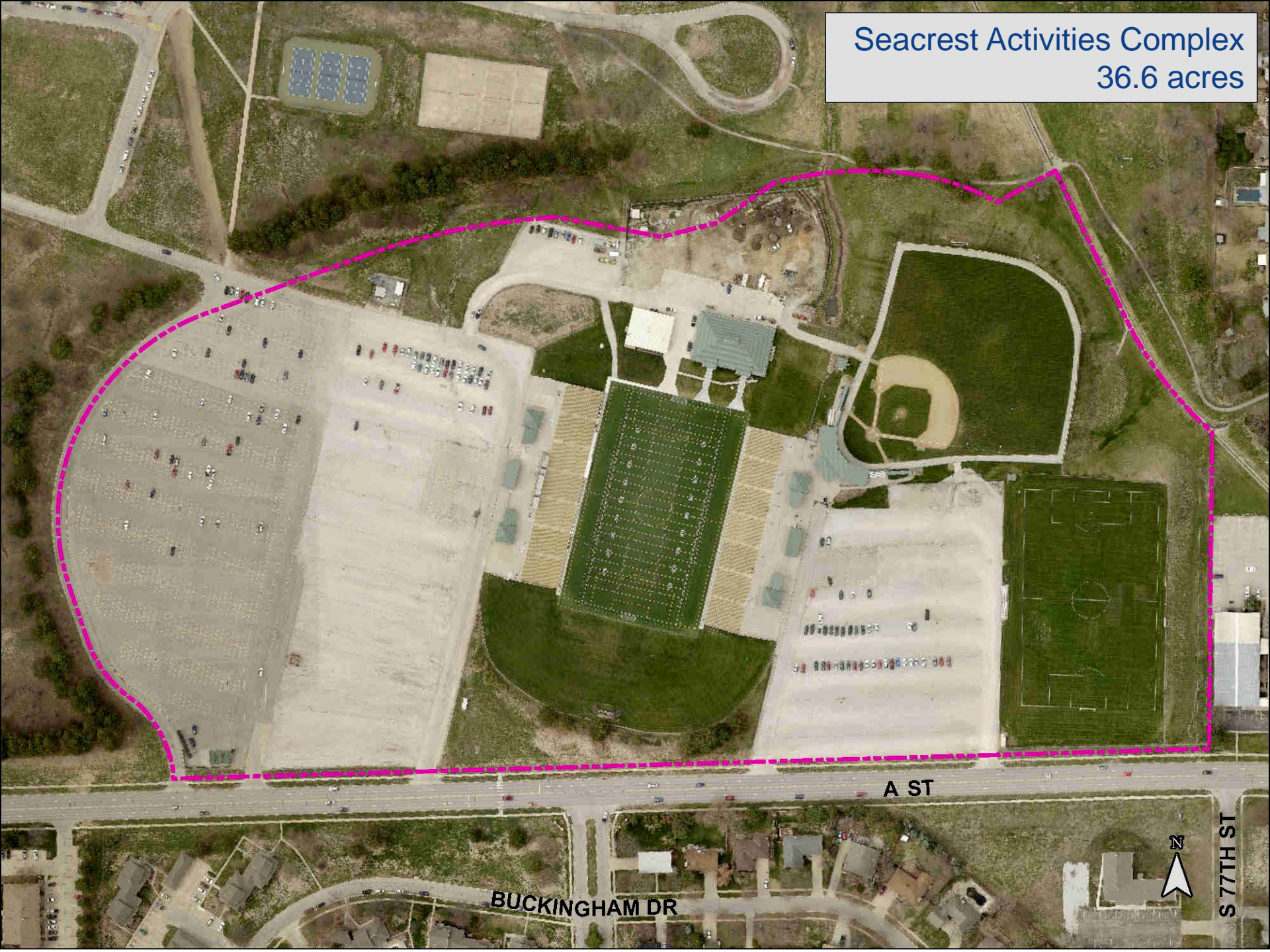
# Lincoln High School & Beechner Complex





# Seacrest Activities Complex

36.6 acres



A ST

BUCKINGHAM DR

S 77TH ST

