





School-wide
Positive Behavior
Interventions
Support
(PBIS)



Focus

-  PBIS at Hartley
-  PBIS at Home
-  Questions

What is PBIS?

- ...a proactive approach
- ...a means for reducing and preventing behaviors
- ...emphasizes teaching desired skills and reinforcing appropriate behaviors.

Hartley Building Expectations



Be Safe
Be Caring
Be Respectful
Be Responsible

COMMON AREA EXPECTATIONS



EXPECTATION	PLAYGROUND	POSSIBLE SITUATIONS	BEHAVIOR	REASONING	REMARKS	CONSEQUENCES	TEACHING PROCEDURES
BE SAFE	The playground is a large area. Hands that are used to play should be washed with soap and water.	Wait on the wall for an adult to be seen in the area.	Use the restroom along with your class. Hands and feet to be washed.	Use the restroom along with your class. Hands and feet to be washed.	Use the restroom along with your class. Hands and feet to be washed.	Eyes forward in line right shoulder on the wall. Hands and feet to be washed. Wait with class until the adult is seen.	Class the street with an adult. Wash your hands. Stop on the sidewalk. Playground is available after 8 am unless accompanied by an adult.
BE CARING	Run in a group. Be safe. Be on time.	Enter door 1. Be on time.	Participate. Be on time.	Participate. Be on time.	Participate. Be on time.	Participate. Be on time.	Participate. Be on time.
BE RESPONSIBLE	Run in a group. Be safe. Be on time.	Enter door 1. Be on time.	Participate. Be on time.	Participate. Be on time.	Participate. Be on time.	Participate. Be on time.	Participate. Be on time.
BE RESPECTFUL	Run in a group. Be safe. Be on time.	Enter door 1. Be on time.	Participate. Be on time.	Participate. Be on time.	Participate. Be on time.	Participate. Be on time.	Participate. Be on time.

Social Skills

Natural Contexts

Behavior Examples

Honorable Hornet

Name: _____


Grade: P K 1 2 3 4 5

Honorable Hornet caught being:

- Caring
- Safe
- Respectful
- Responsible



- all students
- all staff
- all environments
- building wide expectations




Hartley Hero

- One student per grade level.
- Awarded at monthly assembly.
- Hartley Heroes will receive a medal.



At Home

- Learn the expectations.
- Use the same language.
- Be a Super Model.
- Make it a rewarding experience.
- Communication is Key!



Learn the Expectations



Be Safe
Be Caring
Be Respectful
Be Responsible

- Think about what it means in your home.
- Focus on behaviors you can see and your child can easily understand.
- Include your child in this process.

Use the Language

- Think about the words and replace with expectations.
- Purpose is to get kids to **THINK** about their behavior and to **PROBLEM SOLVE**.



Be a Super Model



- Demonstrate what you want to see from them.
- Model positive behavior.
- Practice

Make it Rewarding

- Positive behavior is **LEARNED**.
- Children are **motivated** and create lifetime motivation when **consequences** are **positive**.
- Create a **reward system** that's **easy** for everyone.

Communication

Even if a Positive Behavior Program is not for you...

- Talk with your child about being safe, caring, respectful and responsible at school.
- Talk with your child's teacher about how to support your child.
- Think Positive!

Questions